



Criterion 2 - Teaching-learning and Evaluation

2.1 Student Enrolment and Profile

2.1.2 Percentage of seats filled against reserved categories (SC, ST, OBC etc.) as per applicable Reservation policy for the 1st year admission during the last five years

Supporting Documents



GOVERNMENT OF WEST BENGAL
Office of the Principal
Government General Degree College, Kaliganj
Debagram, Nadia - 741137
Ph: 03474-267514
Website: www.kaliganjgovtcollege.ac.in

**Number of seats earmarked for reserved category as per GOI
or State Government rule**

Academic Session	2022-23	2021-22	2020-21	2019-20	2018-19
Number of seats earmarked for reserved categories	100	100	100	100	93



GOVERNMENT OF WEST BENGAL
Office of the Principal
Government General Degree College, Kaliganj
Debagram, Nadia - 741137
Ph: 03474-267514
Website: www.kaliganjgovtcollege.ac.in

BREAK UP OF SEAT DISTRIBUTION

Year	SC	ST	OBC	Divyangjan	GEN	Total (Reserved Category)
2022-23	48	10	36	6	110	100
2021-22	48	10	36	6	110	100
2020-21	48	10	36	6	110	100
2019-20	48	10	36	6	110	100
2018-19	45	9	6	6	102	93




GOVERNMENT OF WEST BENGAL
Office of the Principal
Government General Degree College, Kaliganj
Debagram, Nadia - 741137
Ph: 03474-267514
Website: www.kaliganjgovtcollege.ac.in

INTAKE CAPACITY FOR UG ADMISSION 2022-23

Government General Degree College, Kaliganj

Sl. No.	Programme name	Intake Seats Capacity	SC(22%)		ST(6%)		OBC(A)(10%)		OBC(B)(7%)		Gen(55%)	
			Normal	PH	Normal	PH	Normal	PH	Normal	PH	Normal	PH
1	Bengali Hons	25	6	0	1	0	2	0	2	0	13	1
2	English Hons	25	6	0	1	0	2	0	2	0	13	1
3	History Hons	25	6	0	1	0	2	0	2	0	13	1
4	Sanskrit Hons	25	6	0	1	0	2	0	2	0	13	1
5	Botany Hons	15	3	0	1	0	2	0	1	0	8	0
6	Physiology Hons	15	3	0	1	0	2	0	1	0	8	0
7	B.A. General	40	9	0	2	0	4	0	3	0	21	1
8	B.Sc General	25	6	0	1	0	2	0	2	0	13	1
9	Zoology Hons	15	3	0	1	0	2	0	1	0	8	0
Total		210	48	00	10	0	20	0	16	0	110	06


Officer-in-charge
Government General Degree
College, Kaliganj
Debagram, Nadia




GOVERNMENT OF WEST BENGAL
Office of the Principal
Government General Degree College, Kaliganj
Debagram, Nadia - 741137
Ph: 03474-267514
Website: www.kaliganjgovtcollege.ac.in

INTAKE CAPACITY FOR UG ADMISSION 2021-22

Government General Degree College, Kaliganj

Sl. No.	Programme name	Intake Seats Capacity	SC(22%)		ST(6%)		OBC(A)(10%)		OBC(B)(7%)		Gen(55%)	
			Normal	PH	Normal	PH	Normal	PH	Normal	PH	Normal	PH
1	Bengali Hons	25	6	0	1	0	2	0	2	0	13	1
2	English Hons	25	6	0	1	0	2	0	2	0	13	1
3	History Hons	25	6	0	1	0	2	0	2	0	13	1
4	Sanskrit Hons	25	6	0	1	0	2	0	2	0	13	1
5	Botany Hons	15	3	0	1	0	2	0	1	0	8	0
6	Physiology Hons	15	3	0	1	0	2	0	1	0	8	0
7	B.A. General	40	9	0	2	0	4	0	3	0	21	1
8	B.Sc General	25	6	0	1	0	2	0	2	0	13	1
9	Zoology Hons	15	3	0	1	0	2	0	1	0	8	0
Total		210	48	0	10	0	20	0	16	0	110	06


Officer-in-charge
Government General Degree
College, Kaliganj
Debagram, Nadia




GOVERNMENT OF WEST BENGAL
Office of the Principal
Government General Degree College, Kaliganj
Debagram, Nadia - 741137
Ph: 03474-267514
Website: www.kaliganjgovtcollege.ac.in

INTAKE CAPACITY FOR UG ADMISSION 2020-21

Government General Degree College, Kaliganj

Sl. No.	Programme name	Intake Seats Capacity	SC(22%)		ST(6%)		OBC(A)(10%)		OBC(B)(7%)		Gen(55%)	
			Normal	PH	Normal	PH	Normal	PH	Normal	PH	Normal	PH
1	Bengali Hons	25	6	0	1	0	2	0	2	0	13	1
2	English Hons	25	6	0	1	0	2	0	2	0	13	1
3	History Hons	25	6	0	1	0	2	0	2	0	13	1
4	Sanskrit Hons	25	6	0	1	0	2	0	2	0	13	1
5	Botany Hons	15	3	0	1	0	2	0	1	0	8	0
6	Physiology Hons	15	3	0	1	0	2	0	1	0	8	0
7	B.A. General	40	9	0	2	0	4	0	3	0	21	1
8	B.Sc General	25	6	0	1	0	2	0	2	0	13	1
9	Zoology Hons	15	3	0	1	0	2	0	1	0	8	0
Total		210	48	0	10	0	20	0	16	0	110	06


Officer-in-charge
Government General Degree
College, Kaliganj
Debagram, Nadia




GOVERNMENT OF WEST BENGAL
Office of the Principal
Government General Degree College, Kaliganj
Debagram, Nadia - 741137
Ph: 03474-267514
Website: www.kaliganjgovtcollege.ac.in

INTAKE CAPACITY FOR UG ADMISSION 2019-20

Government General Degree College, Kaliganj

Sl. No.	Programme name	Intake Seats Capacity	SC(22%)		ST(6%)		OBC(A)(10%)		OBC(B)(7%)		Gen(55%)	
			Normal	PH	Normal	PH	Normal	PH	Normal	PH	Normal	PH
1	Bengali Hons	25	6	0	1	0	2	0	2	0	13	1
2	English Hons	25	6	0	1	0	2	0	2	0	13	1
3	History Hons	25	6	0	1	0	2	0	2	0	13	1
4	Sanskrit Hons	25	6	0	1	0	2	0	2	0	13	1
5	Botany Hons	15	3	0	1	0	2	0	1	0	8	0
6	Physiology Hons	15	3	0	1	0	2	0	1	0	8	0
7	B.A. General	40	9	0	2	0	4	0	3	0	21	1
8	B.Sc General	25	6	0	1	0	2	0	2	0	13	1
9	Zoology Hons	15	3	0	1	0	2	0	1	0	8	0
Total		210	48	0	10	0	20	0	16	0	110	06


Officer-in-charge
Government General Degree
College, Kaliganj
Debagram, Nadia




GOVERNMENT OF WEST BENGAL
Office of the Principal
Government General Degree College, Kaliganj
Debagram, Nadia - 741137
Ph: 03474-267514
Website: www.kaliganjgovtcollege.ac.in

INTAKE CAPACITY FOR UG ADMISSION 2018-19

Government General Degree College, Kaliganj

Sl. No.	Programme name	Intake Seats Capacity	SC(22%)		ST(6%)		OBC(A)(10%)		OBC(B)(7%)		Gen(55%)	
			Normal	PH	Normal	PH	Normal	PH	Normal	PH	Normal	PH
1	Bengali Hons	25	6	0	1	0	2	0	2	0	13	1
2	English Hons	25	6	0	1	0	2	0	2	0	13	1
3	History Hons	25	6	0	1	0	2	0	2	0	13	1
4	Sanskrit Hons	25	6	0	1	0	2	0	2	0	13	1
5	Botany Hons	15	3	0	1	0	2	0	1	0	8	0
6	Physiology Hons	15	3	0	1	0	2	0	1	0	8	0
7	B.A. General	40	9	0	2	0	4	0	3	0	21	1
8	B.Sc General	25	6	0	1	0	2	0	2	0	13	1
Total		195	45	0	09	0	18	0	15	0	102	06


Officer-in-charge
Government General Degree
College, Kaliganj
Debagram, Nadia



GOVERNMENT OF WEST BENGAL
Office of the Principal
Government General Degree College, Kaliganj
Debagram, Nadia - 741137
Ph: 03474-267514
Website: www.kaliganjgovtcollege.ac.in

Percentage of seats filled against reserved categories

Academic Session	2022-23	2021-22	2020-21	2019-20	2018-19
Number of seats earmarked for reserved categories	100	100	100	100	93
Number of Students admitted from Reserved Categories	58	72	68	75	69
Percentage of Seats filled against reserved categories	58.0	72.0	68.0	75.0	74.19
Average Percentage in last five years	$\frac{342 \times 100}{493} = 69.37 \%$				



GOVERNMENT OF WEST BENGAL
Office of the Principal
Government General Degree College, Kaliganj
Debagram, Nadia - 741137
Ph: 03474-267514
Website: www.kaliganjgovtcollege.ac.in

Number of students admitted from reserved categories

Year - 1 (2022-23) [Number of students admitted from reserved categories:100]															
Programme name	Programme Code	Number of seats sanctioned	Number of Students admitted	Number of seats earmarked for reserved category as per GOI or State Government rule						Number of students admitted from the reserved category					
				SC	ST	OBC	Divyangjan	Gen	Others	SC	ST	OBC	Divyangjan	Gen	Others
Bengali Hons	BNGHCC	25	16	6	1	4	1	13	0	0	0	4	0	12	0
English Hons	ENGHCC	25	20	6	1	4	1	13	0	5	0	3	0	12	0
History Hons	HISHCC	25	16	6	1	4	1	13	0	1	1	4	0	10	0
Sanskrit Hons	SANHCC	25	13	6	1	4	1	13	0	4	0	3	0	6	0
Botany Hons	BOTHCC	15	7	3	1	3	0	8	0	1	0	3	0	3	0
Physiology Hons	PHYHCC	15	4	3	1	3	0	8	0	1	0	0	0	3	0
B.A. General	BAPCC	40	34	9	2	7	1	21	0	8	0	7	0	19	0
B.Sc General	BSCPCC	25	18	6	1	4	1	13	0	4	0	4	0	10	0
Zoology Hons	ZOOHCC	15	9	3	1	3	0	8	0	1	1	3	0	4	0
Total		210	137	48	10	36	6	110	0	25	2	31	0	79	0

Number of seats sanctioned	Number of Students admitted	Percentage	Number of seats earmarked for reserved category as per State Government rule	Number of students admitted from the reserved category	Percentage
210	137	65.24%	100	58	58.00%

Officer-in-charge
Government General Degree
College, Kaliganj
Debagram, Nadia



GOVERNMENT OF WEST BENGAL
Office of the Principal
Government General Degree College, Kaliganj
Debagram, Nadia - 741137
Ph: 03474-267514
Website: www.kaliganjgovtcollege.ac.in

Number of students admitted from reserved categories

Year - 2 (2021-22) [Number of students admitted from reserved categories:100]															
Programme name	Programme Code	Number of seats sanctioned	Number of Students admitted	Number of seats earmarked for reserved category as per GOI or State Government rule						Number of students admitted from the reserved category					
				SC	ST	OBC	Divyangjan	Gen	Others	SC	ST	OBC	Divyangjan	Gen	Others
Bengali Hons	BNGHCC	25	22	6	1	4	1	13	0	6	0	4	0	12	0
English Hons	ENGHCC	25	19	6	1	4	1	13	0	4	0	4	0	11	0
History Hons	HISHCC	25	21	6	1	4	1	13	0	5	0	4	0	12	0
Sanskrit Hons	SANHCC	25	13	6	1	4	1	13	0	3	0	4	0	6	0
Botany Hons	BOTHCC	15	12	3	1	3	0	8	0	2	0	3	0	7	0
Physiology Hons	PHYHCC	15	11	3	1	3	0	8	0	1	0	3	0	7	0
B.A. General	BAPCC	40	34	9	2	7	1	21	0	9	1	7	0	17	0
B.Sc General	BSCPCC	25	20	6	1	4	1	13	0	3	0	4	0	13	0
Zoology Hons	ZOOHCC	15	11	3	1	3	0	8	0	2	0	3	0	6	0
Total		210	163	48	10	36	6	110	0	35	1	36	0	91	0

Number of seats sanctioned	Number of Students admitted	Percentage	Number of seats earmarked for reserved category as per State Government rule	Number of students admitted from the reserved category	Percentage
210	163	77.62%	100	72	72.00%

Officer-in-charge
Government General Degree
College, Kaliganj
Debagram, Nadia



GOVERNMENT OF WEST BENGAL
Office of the Principal
Government General Degree College, Kaliganj
Debagram, Nadia - 741137
Ph: 03474-267514
Website: www.kaliganjgovtcollege.ac.in

Number of students admitted from reserved categories

Year - 3 (2020-21) [Number of students admitted from reserved categories:100]															
Programme name	Programme Code	Number of seats sanctioned	Number of Students admitted	Number of seats earmarked for reserved category as per GOI or State Government rule						Number of students admitted from the reserved category					
				SC	ST	OBC	Divyangjan	Gen	Others	SC	ST	OBC	Divyangjan	Gen	Others
Bengali Hons	BNGHCC	25	16	6	1	4	1	13	0	2	0	2	0	12	0
English Hons	ENGHCC	25	22	6	1	4	1	13	0	6	0	4	0	12	0
History Hons	HISHCC	25	21	6	1	4	1	13	0	5	0	4	0	12	0
Sanskrit Hons	SANHCC	25	10	6	1	4	1	13	0	3	0	4	0	3	0
Botany Hons	BOTHCC	15	10	3	1	3	0	8	0	2	0	2	0	6	0
Physiology Hons	PHYHCC	15	10	3	1	3	0	8	0	1	0	3	0	6	0
B.A. General	BAPCC	40	35	9	2	7	1	21	0	9	1	7	0	18	0
B.Sc General	BSCPCC	25	19	6	1	4	1	13	0	4	0	4	0	11	0
Zoology Hons	ZOOHCC	15	11	3	1	3	0	8	0	2	0	3	0	6	0
Total		210	154	48	10	36	6	110	0	34	1	33	0	86	0

Number of seats sanctioned	Number of Students admitted	Percentage	Number of seats earmarked for reserved category as per State Government rule	Number of students admitted from the reserved category	Percentage
210	154	73.33%	100	68	68.00%

Officer-in-charge
Government General Degree
College, Kaliganj
Debagram, Nadia



GOVERNMENT OF WEST BENGAL
Office of the Principal
Government General Degree College, Kaliganj
Debagram, Nadia - 741137
Ph: 03474-267514
Website: www.kaliganjgovtcollege.ac.in

Number of students admitted from reserved categories

Year - 4 (2019-20) [Number of students admitted from reserved categories:100]															
Programme name	Programme Code	Number of seats sanctioned	Number of Students admitted	Number of seats earmarked for reserved category as per GOI or State Government rule						Number of students admitted from the reserved category					
				SC	ST	OBC	Divyangjan	Gen	Others	SC	ST	OBC	Divyangjan	Gen	Others
Bengali Hons	BNGHCC	25	23	6	1	4	1	13	0	6	0	4	0	13	0
English Hons	ENGHCC	25	23	6	1	4	1	13	0	6	0	4	0	13	0
History Hons	HISHCC	25	19	6	1	4	1	13	0	6	0	4	0	9	0
Sanskrit Hons	SANHCC	25	15	6	1	4	1	13	0	4	0	4	0	7	0
Botany Hons	BOTHCC	15	8	3	1	3	0	8	0	1	0	3	0	4	0
Physiology Hons	PHYHCC	15	10	3	1	3	0	8	0	0	0	3	0	7	0
B.A. General	BAPCC	40	36	9	2	7	1	21	0	9	0	7	0	20	0
B.Sc General	BSCPCC	25	20	6	1	4	1	13	0	6	0	4	0	10	0
Zoology Hons	ZOOHCC	15	12	3	1	3	0	8	0	1	0	3	0	8	0
Total		210	166	48	10	36	6	110	0	39	0	36	0	91	0

Number of seats sanctioned	Number of Students admitted	Percentage	Number of seats earmarked for reserved category as per State Government rule	Number of students admitted from the reserved category	Percentage
210	166	79.05%	100	75	75.00%

Officer-in-charge
Government General Degree
College, Kaliganj
Debagram, Nadia



GOVERNMENT OF WEST BENGAL
Office of the Principal
Government General Degree College, Kaliganj
Debagram, Nadia - 741137
Ph: 03474-267514
Website: www.kaliganjgovtcollege.ac.in

Number of students admitted from reserved categories

Year - 5 (2018-19) [Number of students admitted from reserved categories:93]															
Programme name	Programme Code	Number of seats sanctioned	Number of Students admitted	Number of seats earmarked for reserved category as per GOI or State Government rule						Number of students admitted from the reserved category					
				SC	ST	OBC	Divyangjan	Gen	Others	SC	ST	OBC	Divyangjan	Gen	Others
Bengali Hons	BNGHCC	25	24	6	1	4	1	13	0	6	0	4	0	14	0
English Hons	ENGHCC	25	22	6	1	4	1	13	0	6	0	4	0	12	0
History Hons	HISHCC	25	21	6	1	4	1	13	0	4	0	4	0	13	0
Sanskrit Hons	SANHCC	25	21	6	1	4	1	13	0	4	0	4	0	13	0
Botany Hons	BOTHCC	15	14	3	1	3	0	8	0	3	0	3	0	8	0
Physiology Hons	PHYHCC	15	8	3	1	3	0	8	0	2	0	1	0	5	0
B.A. General	BAPCC	40	37	9	2	7	1	21	0	9	0	7	0	21	0
B.Sc General	BSCPCC	25	20	6	1	4	1	13	0	4	0	4	0	12	0
Total		210	167	48	10	36	6	110	0	38	0	31	0	98	0

Number of seats sanctioned	Number of Students admitted	Percentage	Number of seats earmarked for reserved category as per State Government rule	Number of students admitted from the reserved category	Percentage
195	167	85.64%	93	69	74.19%

Officer-in-charge
Government General Degree
College, Kaliganj
Debagram, Nadia